

SP Correias - Peças Sincronizadoras

11 3455-5872
www.spcorreias.com.br



Polias Sincronizadoras - Dentes Arredondados

HTD 14M

Passo de 14,0 mm (Padronizada)

Largura de 40,0 mm (14M-40)

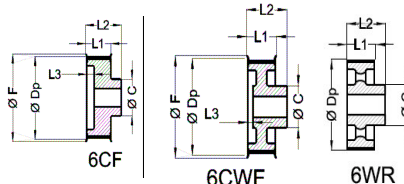
Referência da Polia	Número de Dentes	Tipo de Polia	Diâm. Prim. Ø	Diâm. sobre Flanges	ØP Furo Min.	ØP Furo Máx.	ØC Cubo	40			Material
								L1	L2*	Peso (Kg)	
28 14M 40	28	6CF	124,78	138,0	15,0	42,0	80,0	54,0	61,0	4,73	GG
29 14M 40	29	6CF	129,78	142,0	15,0	42,0	80,0	54,0	61,0	5,09	GG
30 14M 40	30	6CF	133,69	146,0	15,0	42,0	80,0	54,0	61,0	5,45	GG
32 14M 40	32	6CF	142,60	155,0	15,0	48,0	80,0	54,0	61,0	6,17	GG
34 14M 40	34	6CF	151,51	164,0	18,0	48,0	90,0	54,0	61,0	6,88	GG
36 14M 40	36	6CF	160,43	173,0	18,0	48,0	90,0	54,0	61,0	7,60	GG
38 14M 40	38	6CF	169,34	182,0	18,0	48,0	90,0	54,0	61,0	8,28	GG
40 14M 40	40	6CF	178,25	191,0	18,0	48,0	90,0	54,0	61,0	9,26	GG
44 14M 40	44	6CF	196,08	209,0	18,0	55,0	100,0	54,0	61,0	10,32	GG
48 14M 40	48	6CF	213,89	227,0	20,0	55,0	100,0	54,0	61,0	11,50	GG
56 14M 40	56	6CF	249,55	263,0	20,0	55,0	100,0	54,0	61,0	13,05	GG
64 14M 40	64	6CWF	285,21	298,0	20,0	60,0	110,0	54,0	65,0	14,40	GG
72 14M 40	72	6CWF	320,86	334,0	20,0	60,0	110,0	54,0	65,0	16,90	GG
80 14M 40	80	6CW	356,51	370,0	20,0	75,0	120,0	54,0	70,0	18,50	GG
90 14M 40	90	6WR	401,07	---	25,0	75,0	146,0	54,0	70,0	20,00	GG
	112	6WR	499,11	---	25,0	75,0	146,0	54,0	80,0	26,70	GG
*144 14M 40	144	6WR	641,71	---	25,0	75,0	146,0	54,0	80,0	35,00	GG

Largura de 55,0 mm (14M-55)

Referência da Polia	Número de Dentes	Tipo de Polia	Diâm. Prim. Ø	Diâm. sobre Flanges	ØP Furo Min.	ØP Furo Máx.	ØC Cubo	55			Material
								L1	L2*	Peso (Kg)	
28 14M 55	28	6CF	124,78	138,0	18,0	48,0	90,0	70,00	80,00	5,60	GG
29 14M 55	29	6CF	129,78	142,0	18,0	48,0	90,0	70,00	80,00	6,10	GG
30 14M 55	30	6CF	133,69	146,0	18,0	48,0	90,0	70,00	80,00	6,60	GG
32 14M 55	32	6CF	142,60	155,0	8,0	48,0	90,0	70,00	80,00	7,60	GG
34 14M 55	34	6CF	151,51	164,0	20,0	55,0	105,0	70,00	80,00	8,60	GG
36 14M 55	36	6CF	160,43	173,0	20,0	55,0	105,0	70,00	80,00	9,60	GG
38 14M 55	38	6CF	169,34	182,0	20,0	55,0	105,0	70,00	80,00	10,80	GG
40 14M 55	40	6CF	178,25	191,0	20,0	60,0	115,0	70,00	80,00	11,20	GG
44 14M 55	44	6CF	196,08	209,0	20,0	60,0	115,0	70,00	80,00	12,50	GG
48 14M 55	48	6CF	213,89	227,0	25,0	65,0	125,0	70,00	80,00	13,70	GG
56 14M 55	56	6CF	249,55	263,0	25,0	65,0	125,0	70,00	80,00	14,50	GG
64 14M 55	64	6CWF	285,21	298,0	25,0	65,0	125,0	70,00	80,00	15,60	GG
72 14M 55	72	6CWF	320,86	334,0	25,0	70,0	130,0	70,00	80,00	18,50	GG
80 14M 55	80	6CWF	356,51	370,0	25,0	70,0	130,0	70,00	80,00	20,00	GG
90 14M 55	90	6WR	401,07	---	30,0	80,0	160,0	70,00	90,00	22,60	GG
112 14M 55	112	6WR	499,11	---	30,0	80,0	160,0	70,00	90,00	29,50	GG
*144 14M 55	144	6WR	641,71	---	35,0	90,0	175,0	70,00	100,00	39,00	GG
*168 14M 55	168	6WR	748,66	---	35,0	90,0	175,0	70,00	100,00	48,50	GG
*192 14M 55	192	6WR	855,62	---	35,0	90,0	175,0	70,00	100,00	57,80	GG

Legenda

6CF = sem flange, maciça e rebaixada
6CWF = com flange, aliviada e rebaixada
6WR = sem flange, vazada
ØC = diâmetro do cubo
L1 = largura sem cubo
L2 = largura total com o cubo



Ex. Polia 34 14M 40
34 = N.º de dentes
14M = passo da polia
40 = P/ correia de 40mm de largura

SP Correias - Peças Sincronizadoras

11 3455-5872

www.spcorreias.com.br



Polias Sincronizadoras - Dentes Arredondados

HTD 14M

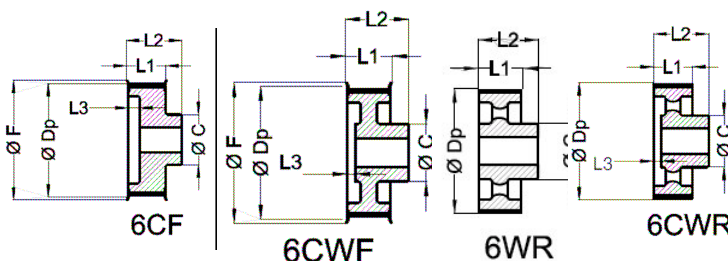
Passo de 14,0 mm (Padronizada)

Largura de 85,0 mm (14M-85)

Referência da Polia	Número de Dentes	Tipo Polia	Diâm. Prim. Ø	Diâm. sobre Flanges	ØP Furo Min.	ØP Furo Máx.	ØC Cubo	85			Peso (Kg)	Material
								L1	L2*	L3		
30 14M 85	30	6CF	133,69	146,0	20,00	60,00	100,00	102,00	115,00	20,0	7,0	GG
32 14M 85	32	6CF	142,60	155,0	20,00	60,00	100,00	102,00	115,00	20,0	9,0	GG
34 14M 85	34	6CF	151,51	164,0	20,00	65,00	100,00	102,00	115,00	20,0	10,0	GG
36 14M 85	36	6CF	160,43	173,0	20,00	65,00	100,00	102,00	115,00	20,0	11,0	GG
38 14M 85	38	6CF	169,34	182,0	25,00	70,00	110,00	102,00	115,00	20,0	13,0	GG
40 14M 85	40	6CF	178,25	191,0	25,00	70,00	110,00	102,00	115,00	20,0	14,0	GG
44 14M 85	44	6CF	196,08	209,0	30,00	75,00	120,00	102,00	115,00	20,0	17,0	GG
48 14M 85	48	6CF	213,89	227,0	30,00	75,00	120,00	102,00	115,00	20,0	18,0	GG
56 14M 85	56	6CF	249,55	263,0	30,00	75,00	140,00	102,00	115,00	20,0	19,0	GG
64 14M 85	64	6CWF	285,21	298,0	40,00	80,00	160,00	102,00	115,00	25,0	22,0	GG
72 14M 85	72	6CWF	320,86	334,0	40,00	80,00	160,00	102,00	115,00	25,0	23,0	GG
80 14M 85	80	6CWF	356,51	370,0	40,00	85,00	160,00	102,00	115,00	25,0	27,0	GG
90 14M 85	90	6WR	401,07	---	40,00	85,00	170,00	102,00	115,00	---	30,0	GG
*112 14M 85	112	6WR	499,11	---	40,00	85,00	170,00	102,00	115,00	---	39,0	GG
*144 14M 85	144	6WR	641,71	---	45,00	95,00	180,00	102,00	120,00	---	58,0	GG
*168 14M 85	168	6WR	748,66	---	45,00	95,00	180,00	102,00	120,00	---	66,0	GG
*192 14M 85	192	6WR	855,62	---	50,00	100,00	180,00	102,00	120,00	---	83,0	GG
*216 14M 85	216	6WR	962,57	---	50,00	100,00	180,00	102,00	120,00	---	93,0	GG

Largura de 115,0 mm (14M-115)

Referência da Polia	Número de Dentes	Tipo Polia	Diâm. Prim. Ø	Diâm. sobre Flanges	ØP Furo Min.	ØP Furo Máx.	ØC Cubo	115			Peso (Kg)	Material
								L1	L2*	L3		
30 14M 115	30	6CF	133,69	146,0	20,00	60,00	100,00	133,00	145,00	25,00	9,0	GG
32 14M 115	32	6CF	142,60	155,0	25,00	70,00	100,00	133,00	145,00	25,00	9,5	GG
34 14M 115	34	6CF	151,51	164,0	25,00	70,00	100,00	133,00	145,00	25,00	12,0	GG
36 14M 115	36	6CF	160,43	173,0	30,00	75,00	100,00	133,00	145,00	25,00	3,0	GG
38 14M 115	38	6CF	169,34	182,0	30,00	80,00	110,00	133,00	145,00	25,00	15,0	GG
40 14M 115	40	6CF	178,25	191,0	30,00	80,00	110,00	133,00	145,00	25,00	17,0	GG
44 14M 115	44	6CF	196,08	209,0	30,00	80,00	120,00	133,00	145,00	25,00	19,0	GG
48 14M 115	48	6CF	213,89	227,0	30,00	80,00	120,00	133,00	145,00	25,00	24,0	GG
56 14M 115	56	6CF	249,55	263,0	30,00	85,00	140,00	133,00	145,00	30,00	26,0	GG
64 14M 115	64	6CWF	285,21	298,0	30,00	85,00	160,00	133,00	145,00	30,00	27,0	GG
72 14M 115	72	6CWF	320,86	334,0	40,00	90,00	160,00	133,00	145,00	30,00	32,0	GG
80 14M 115	80	6CWF	356,51	370,0	40,00	90,00	160,00	133,00	145,00	30,00	35,0	GG
90 14M 115	90	6CWR	401,07	---	40,00	90,00	170,00	133,00	145,00	30,00	38,0	GG
*112 14M 115	112	6CWR	499,11	---	50,00	100,00	170,00	133,00	145,00	35,00	52,0	GG
*144 14M 115	144	6CWR	641,71	---	50,00	110,00	180,00	133,00	145,00	35,00	74,0	GG
*168 14M 115	168	6CWR	748,66	---	60,00	120,00	180,00	133,00	145,00	35,00	90,0	GG
*192 14M 115	192	6CWR	855,62	---	60,00	120,00	180,00	133,00	145,00	40,00	103,0	GG
*216 14M 115	216	6CWR	962,57	---	60,00	120,00	180,00	133,00	145,00	40,00	129,0	GG



6CF = sem flange, maciça e rebaixada
 6CWF = com flange, aliviada e rebaixada
 6CWR = sem flange, aliviada e rebaixada
 6WR = sem flange, vazada
 ØC = diâmetro do cubo
 L1 = largura sem cubo
 L2 = largura total com o cubo

Ex. Polia 56 14M 115
 56 = N.º de dentes
 14M = passo da polia
 115 = P/ correia de
 115mm de largura

SP Correias - Peças Sincronizadoras

11 3455-5872

www.spcorreias.com.br

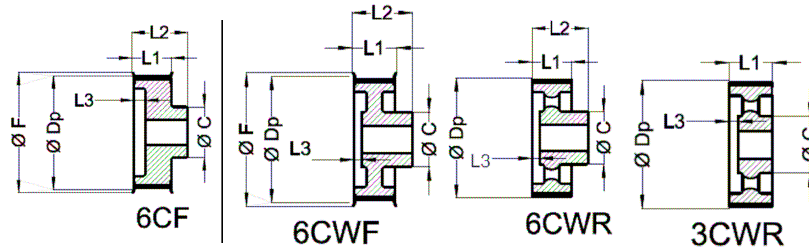


Polias Sincronizadoras - Dentes Arredondados HTD 14M

Passo de 14,0 mm (Padronizada)

Largura de 170,0 mm (14M-170)

Referência da Polia	de Dentes	Polia	Prim. Ø	sobre Flanges	Furo Min.	Furo Máx.	Cubo	L1	L2*	L3	Peso (Kg)	Material
36 14M 170	36	6CF	160,43	173,0	30,00	75,00	120,00	187,00	205,00	65,00	17,0	GG
38 14M 170	38	6CF	169,34	182,0	30,00	80,00	120,00	187,00	205,00	65,00	19,0	GG
40 14M 170	40	6CF	178,25	191,0	30,00	80,00	160,00	187,00	205,00	65,00	21,0	GG
44 14M 170	44	6CF	196,08	209,0	30,00	80,00	160,00	187,00	205,00	65,00	22,0	GG
48 14M 170	48	6CF	213,89	227,0	30,00	80,00	180,00	187,00	205,00	65,00	30,0	GG
56 14M 170	56	6CF	249,55	263,0	30,00	85,00	180,00	187,00	205,00	65,00	37,0	GG
64 14M 170	64	6CWF	285,21	298,0	30,00	85,00	220,00	187,00	205,00	65,00	40,0	GG
72 14M 170	72	6CWF	320,86	334,0	40,00	90,00	220,00	187,00	205,00	77,0	42,0	GG
80 14M 170	80	6CWF	356,51	370,0	40,00	90,00	220,00	187,00	205,00	77,0	48,0	GG
90 14M 170	90	6CWR	401,07	---	40,00	90,00	260,00	187,00	---	67,00	57,0	GG
*112 14M 170	112	3CWR	499,11	---	50,00	100,00	260,00	187,00	---	67,00	67,0	GG
*144 14M 170	144	3CWR	641,71	---	50,00	110,0	260,00	187,0	---	62,0	97,0	GG
*168 14M 170	168	3CWR	748,66	---	60,00	120,00	260,00	187,00	---	62,00	116,0	GG
*192 14M 170	192	3CWR	855,62	---	60,00	120,0	260,00	187,00	---	47,00	143,	GG
*216 14M 170	216	3CWR	962,57	---	60,00	120,00	260,00	187,00	---	37,00	165,0	GG



- 6CF = sem flange, maciça e rebaixada
- 6CWF = com flange, aliviada e rebaixada
- 6CWR = sem flange, vazada e rebaixada
- 3CWR = sem flange, vazada e rebaixada sem cubo (pesçoço)
- ØC = diâmetro do cubo
- L1 = largura sem cubo
- L2 = largura total com o cubo

Ex. Polia 56 14M 170
56 = N.^o de dentes
14M = passo da polia
170 = P/ correia de
170mm de largura

* Padrão europeu: Algumas L2 diferentes do sistema americano. Somente larguras L2.

Todas fabricadas em alumínio.

As dimensões e tolerâncias dos furos guias, e das larguras L1 e L2 podem ser modificadas sem aviso prévio.

Tolerância de excentricidade é de 0,05mm para polias com diâmetros externos de 0 a 200mm. Acima de 200mm de diâmetro, acrescentar 0,005mm para cada 10mm.

As polias padronizadas em nosso estoque somente possuem furo guia ou furo apontado, e não estão balanceadas.

O balanceamento e acabamento final das polias ficam sob responsabilidade do comprador.



SP Correias - Peças Sincronizadoras